

General information about company

Scrip code	500672
NSE Symbol	
MSEI Symbol	
ISIN	INE234A01025
Name of the company	Novartis India Limited
Whether company is SME	No
Class of Security	Equity Shares
Type of report	Quarterly
Quarter Ended / Half year ended/Date of Report (For Prelisting / Allotment)	31-12-2023
Date of allotment / extinguishment (in case Capital Restructuring selected) / Listing Date	
Shareholding pattern filed under	Regulation 31 (1) (b)
Whether the listed entity is Public Sector Undertaking (PSU)?	No

Declaration

Sr. No.	Particular	Yes/No	Promoter and Promoter Group	Public shareholder	Non Promoter- Non Public
1	Whether the Listed Entity has issued any partly paid up shares?	No	No	No	No
2	Whether the Listed Entity has issued any Convertible Securities ?	No	No	No	No
3	Whether the Listed Entity has issued any Warrants ?	No	No	No	No
4	Whether the Listed Entity has any shares against which depository receipts are issued?	No	No	No	No
5	Whether the Listed Entity has any shares in locked-in?	No	No	No	No
6	Whether any shares held by promoters are pledge or otherwise encumbered?	No	No		
7	Whether company has equity shares with differential voting rights?	No	No	No	No
8	Whether the listed entity has any significant beneficial owner?	No			

Table VI - Statement showing foreign ownership limits

Particular	Approved limits (%)	Limits utilized (%)
As on shareholding date	74	71.13
As on the end of previous 1st quarter	74	71.17
As on the end of previous 2nd quarter	74	71.24
As on the end of previous 3rd quarter	74	71.11
As on the end of previous 4th quarter	74	71.11

Table I - Summary Statement holding of specified securities

Category (I)	Category of shareholder (II)	Nos. Of shareholders (III)	No. of fully paid up equity shares held (IV)	No. Of Partly paid-up equity shares held (V)	No. Of shares underlying Depository Receipts (VI)	Total nos. shares held (VII) = (IV)+ (V)+ (VI)	Shareholding as a % of total no. of shares (calculated as per SCRR, 1957) (VIII) As a % of (A+B+C2)	Number of Voting Rights held in each class of securities (IX)			
								No of Voting (XIV) Rights			Total as a % of (A+B+C)
								Class eg: X	Class eg:y	Total	
(A)	Promoter & Promoter Group	1	17450680			17450680	70.68	17450680		17450680	70.68
(B)	Public	43127	7240117			7240117	29.32	7240117		7240117	29.32
(C)	Non Promoter-Non Public										
(C1)	Shares underlying DRs										
(C2)	Shares held by Employee Trusts										
	Total	43128	24690797			24690797	100	24690797		24690797	100

Table I - Summary Statement holding of specified securities

Category (I)	Category of shareholder (II)	No. Of Shares Underlying Outstanding convertible securities (X)	No. of Shares Underlying Outstanding Warrants (Xi)	No. Of Shares Underlying Outstanding convertible securities and No. Of Warrants (Xi) (a)	Shareholding , as a % assuming full conversion of convertible securities (as a percentage of diluted share capital) (XI)= (VII)+(X) As a % of (A+B+C2)	Number of Locked in shares (XII)		Number of Shares pledged or otherwise encumbered (XIII)		Number of equity shares held in dematerialized form (XIV)	Sub-categorization of shares		
						No. (a)	As a % of total Shares held (b)	No. (a)	As a % of total Shares held (b)		Sub-category (i)	Sub-category (ii)	Sub-category (iii)
(A)	Promoter & Promoter Group				70.68					17450680			
(B)	Public				29.32					6959056	0	0	0
(C)	Non Promoter-Non Public												
(C1)	Shares underlying DRs												
(C2)	Shares held by Employee Trusts												
	Total				100					24409736	0	0	0

Table II - Statement showing shareholding pattern of the Promoter and Promoter Group


Sr.	Category & Name of the Shareholders (I)	Nos. Of shareholders (III)	No. of fully paid up equity shares held (IV)	No. Of Partly paid-up equity shares held (V)	No. Of shares underlying Depository Receipts (VI)	Total nos. shares held (VII) = (IV)+(V)+(VI)	Shareholding as a % of total no. of shares (calculated as per SCRR, 1957) (VIII) As a % of (A+B+C2)	Number of Voting Rights held in each class of securities (IX)			
								No of Voting (XIV) Rights			Total as a % of Total Voting rights
								Class eg: X	Class eg:y	Total	
A	Table II - Statement showing shareholding pattern of the Promoter and Promoter Group										
(1)	Indian										
(2)	Foreign										
(e)	Any Other (specify)	1	17450680			17450680	70.68	17450680		17450680	70.68
Sub-Total (A)(2)		1	17450680			17450680	70.68	17450680		17450680	70.68
Total Shareholding of Promoter and Promoter Group (A)=(A)(1)+(A)(2)		1	17450680			17450680	70.68	17450680		17450680	70.68
B	Table III - Statement showing shareholding pattern of the Public shareholder										
(1)	Institutions (Domestic)										
(a)	Mutual Funds	5	786			786	0	786		786	0
(d)	Banks	13	2654			2654	0.01	2654		2654	0.01
(e)	Insurance Companies	1	125456			125456	0.51	125456		125456	0.51
(i)	NBFCs registered with RBI	2	2820			2820	0.01	2820		2820	0.01
Sub-Total (B)(1)		21	131716			131716	0.53	131716		131716	0.53
(2)	Institutions (Foreign)										
(d)	Foreign Portfolio Investors Category I	17	48029			48029	0.19	48029		48029	0.19
(g)	Any Other (specify)	2	98			98	0	98		98	0
Sub-Total (B)(2)		19	48127			48127	0.19	48127		48127	0.19
(3)	Central Government / State Government(s)										
(4)	Non-institutions										
(f)	Investor Education and Protection Fund (IEPF)	1	156844			156844	0.64	156844		156844	0.64
(g)	Resident Individuals holding nominal share capital up to Rs. 2 lakhs	41004	5289906			5289906	21.42	5289906		5289906	21.42
(h)	Resident Individuals holding nominal share capital in excess of Rs. 2 lakhs	4	439858			439858	1.78	439858		439858	1.78

(i)	Non Resident Indians (NRIs)	699	227409			227409	0.92	227409		227409	0.92
(j)	Foreign Nationals	1	54			54	0	54		54	0
(l)	Bodies Corporate	261	568814			568814	2.3	568814		568814	2.3
(m)	Any Other (specify)	1117	377389			377389	1.53	377389		377389	1.53
Sub-Total (B)(4)		43087	7060274			7060274	28.59	7060274		7060274	28.59
Total Public Shareholding (B)= (B)(1)+(B)(2)+(B)(3)+(B)(4)		43127	7240117			7240117	29.32	7240117		7240117	29.32
C	Table IV - Statement showing shareholding pattern of the Non Promoter- Non Public shareholder										
Total (A+B+C2)		43128	24690797			24690797	100	24690797		24690797	100
Total (A+B+C)		43128	24690797			24690797	100	24690797		24690797	100

Table II - Statement showing shareholding pattern of the Promoter and Promoter Group

Sr.	No. Of Shares Underlying Outstanding convertible securities (X)	No. of Shares Underlying Outstanding Warrants (Xi)	No. Of Shares Underlying Outstanding convertible securities and No. Of Warrants (Xi) (a)	Shareholding , as a % assuming full conversion of convertible securities (as a percentage of diluted share capital) (XI)= (VII)+(X) As a % of (A+B+C2)	Number of Locked in shares (XII)		Number of Shares pledged or otherwise encumbered (XIII)		Number of equity shares held in dematerialized form (XIV)	Sub-categorization of shares		
					No. (a)	As a % of total Shares held (b)	No. (a)	As a % of total Shares held (b)		Sub-category (i)	Sub-category (ii)	Sub-category (iii)
A	Table II - Statement showing shareholding pattern of the Promoter and Promoter Group											
(1)	Indian											
(2)	Foreign											
(e)				70.68					17450680			
Sub-Total (A) (2)				70.68					17450680			
Total Shareholding of Promoter and Promoter Group (A)= (A)(1)+(A)(2)				70.68					17450680			
B	Table III - Statement showing shareholding pattern of the Public shareholder											
(1)	Institutions (Domestic)											
(a)				0					276	0	0	0
(d)				0.01					1957	0	0	0
(e)				0.51					125456	0	0	0
(i)				0.01					2820	0	0	0
Sub-Total (B) (1)				0.53					130509	0	0	0
(2)	Institutions (Foreign)											
(d)				0.19					48029	0	0	0
(g)				0					98	0	0	0
Sub-Total (B) (2)				0.19					48127	0	0	0
(3)	Central Government / State Government(s)											
(4)	Non-institutions											
(f)				0.64					156844	0	0	0
(g)				21.42					5012734	0	0	0
(h)				1.78					439858	0	0	0
(i)				0.92					224807	0	0	0
(j)				0					54	0	0	0
(l)				2.3					568774	0	0	0
(m)				1.53					377349	0	0	0
Sub-Total (B) (4)				28.59					6780420	0	0	0

Total Public Shareholding (B)=(B)(1)+(B)(2)+(B)(3)+(B)(4)				29.32					6959056	0	0	0
C	Table IV - Statement showing shareholding pattern of the Non Promoter- Non Public shareholder											
Total (A+B+C2)				100					24409736			
Total (A+B+C)				100					24409736			



Any Other (specify)


Serial No.	1	
Category	Bodies Corporate	
Name of the Shareholders (I)	Novartis AG	Click here to go back
PAN (II)	AAACN4932F	Total
No. of the Shareholders (I)	1	1
No. of fully paid up equity shares held (IV)	17450680	17450680
No. Of Partly paid-up equity shares held (V)		
No. Of shares underlying Depository Receipts (VI)		
Total nos. shares held (VII) = (IV)+ (V)+ (VI)	17450680	17450680
Shareholding as a % of total no. of shares (calculated as per SCRR, 1957) (VIII) As a % of (A+B+C2)	70.68	70.68
Number of Voting Rights held in each class of securities (IX)		
Class eg: X	17450680	17450680
Class eg:y		
Total	17450680	17450680
Total as a % of Total Voting rights	70.68	70.68
No. Of Shares Underlying Outstanding convertible securities (X)		
No. of Shares Underlying Outstanding Warrants (Xi)		
No. Of Shares Underlying Outstanding convertible securities and No. Of Warrants (Xi) (a)		
Shareholding , as a % assuming full conversion of convertible securities (as a percentage of diluted share	70.68	70.68

capital) (XI)= (VII)+(X) As a % of (A+B+C2)		
Number of Locked in shares (XII)		
No. (a)		
As a % of total Shares held (b)		0
Number of Shares pledged or otherwise encumbered (XIII)		
No. (a)		
As a % of total Shares held (b)		0
Number of equity shares held in dematerialized form (XIV)	17450680	17450680
Reason for not providing PAN		
Reason for not providing PAN		
Shareholder type	Promoter	

Bodies Corporate

Serial No.	1	
Name of the Shareholders (I)	Atul Limited	Click here to go back
PAN (II)	AABCA2390M	Total
No. of fully paid up equity shares held (IV)	374627	374627
No. Of Partly paid-up equity shares held (V)		
No. Of shares underlying Depository Receipts (VI)		
Total nos. shares held (VII) = (IV)+ (V)+ (VI)	374627	374627
Shareholding as a % of total no. of shares (calculated as per SCRR, 1957) (VIII) As a % of (A+B+C2)	1.52	1.52
Number of Voting Rights held in each class of securities (IX)		
Class eg: X	374627	374627
Class eg:y		
Total	374627	374627
Total as a % of Total Voting rights	1.52	1.52
No. Of Shares Underlying Outstanding convertible securities (X)		
No. of Shares Underlying Outstanding Warrants (Xi)		
No. Of Shares Underlying Outstanding convertible securities and No. Of Warrants (Xi) (a)		
Shareholding , as a % assuming full conversion of convertible securities (as a percentage of diluted share capital) (XI)= (VII)+(X) As a % of (A+B+C2)	1.52	1.52
Number of Locked in shares (XII)		


No. (a)		
As a % of total Shares held (b)		
Number of equity shares held in dematerialized form (XIV)	374627	374627
Reason for not providing PAN		
Reason for not providing PAN		
Sub-categorization of shares		
Shareholding (No. of shares) under		
Sub-category (i)	0	0
Sub-category (ii)	0	0
Sub-category (iii)	0	0



Any Other (specify)

Serial No.	1	
Category	Other	
Category / More than 1 percentage	Category	Click here to go back
Name of the Shareholders (I)	Foreign Institutional Investors	
PAN (II)		Total
No. of the Shareholders (I)	2	2
No. of fully paid up equity shares held (IV)	98	98
No. Of Partly paid-up equity shares held (V)		
No. Of shares underlying Depository Receipts (VI)		
Total nos. shares held (VII) = (IV)+ (V)+ (VI)	98	98
Shareholding as a % of total no. of shares (calculated as per SCRR, 1957) (VIII) As a % of (A+B+C2)	0	0
Number of Voting Rights held in each class of securities (IX)		
Class eg: X	98	98
Class eg:y		
Total	98	98
Total as a % of Total Voting rights	0	0
No. Of Shares Underlying Outstanding convertible securities (X)		
No. of Shares Underlying Outstanding Warrants (Xi)		
No. Of Shares Underlying Outstanding convertible securities and Warrants (X)		
Shareholding , as a % assuming full conversion of convertible securities (as a percentage of	0	0

diluted share capital) (XI)= (VII)+(X) As a % of (A+B+C2)		
Number of Locked in shares (XII)		
No. (a)		
As a % of total Shares held (b)		
Number of equity shares held in dematerialized form (XIV)	98	98
Reason for not providing PAN		
Reason for not providing PAN		
Sub-categorization of shares		
Shareholding (No. of shares) under		
Sub-category (i)	0	0
Sub-category (ii)	0	0
Sub-category (iii)	0	0



Any Other (specify)

Serial No.	1	2	3	4	5	
Category	Trusts	Others	LLP	HUF	Clearing Members	
Category / More than 1 percentage	Category	Category	Category	Category	Category	
Name of the Shareholders (I)		Escrow Account				Click here to go back
PAN (II)						Total
No. of the Shareholders (I)	5	1	15	1093	3	1117
No. of fully paid up equity shares held (IV)	1900	30	85658	289675	126	377389
No. Of Partly paid-up equity shares held (V)						
No. Of shares underlying Depository Receipts (VI)						
Total nos. shares held (VII) = (IV)+ (V)+ (VI)	1900	30	85658	289675	126	377389
Shareholding as a % of total no. of shares (calculated as per SCRR, 1957) (VIII) As a % of (A+B+C2)	0.01	0	0.35	1.17	0	1.53
Number of Voting Rights held in each class of securities (IX)						
Class eg: X	1900	30	85658	289675	126	377389
Class eg:y						
Total	1900	30	85658	289675	126	377389
Total as a % of Total Voting rights	0.01	0	0.35	1.17	0	1.53
No. Of Shares Underlying Outstanding convertible securities (X)						
No. of Shares Underlying Outstanding Warrants (Xi)						
No. Of Shares Underlying Outstanding convertible securities and No. Of Warrants (Xi) (a)						
Shareholding , as a % assuming full conversion of convertible securities (as a						

percentage of diluted share capital) (XI)= (VII)+(X) As a % of (A+B+C2)	0.01	0	0.35	1.17	0	1.53
Number of Locked in shares (XII)						
No. (a)						
As a % of total Shares held (b)						
Number of equity shares held in dematerialized form (XIV)	1900	0	85658	289665	126	377349
Reason for not providing PAN						
Reason for not providing PAN						
Sub-categorization of shares						
Shareholding (No. of shares) under						
Sub-category (i)	0	0	0	0	0	0
Sub-category (ii)	0	0	0	0	0	0
Sub-category (iii)	0	0	0	0	0	0

